



3CDC

CINCINNATI CENTER CITY
DEVELOPMENT CORPORATION



- I. Finance and Administration
 - A. Approval of the February 15, 2022 Minutes (**approval requested**)
 - B. Treasurer's Report

- III. 3CDC Operations Overview
 - A. Operating Budget
 - B. Stakeholder Services
 - C. Environment
 - D. GeneroCity 513

- IV. New Business

Administration

3/31/2022

Actual

Cash	\$ 8,137
Accrued Liabilities	(4,300)
Net Assets	\$ 3,837

	2022	2022	Change	
	Projection*	Budget	\$	%
Special Improvement District Assessments	\$ 633,806	\$ 650,000	\$(16,194)	-2%
Allowance for Uncollected Assessments	(7,500)	(15,000)	7,500	-50%
TOTAL REVENUES	626,306	635,000	(8,694)	-52%
OTR DM Service Contract	592,000	600,000	(8,000)	-1%
County Collection Fees	21,548	22,225	(677)	-3%
Accounting Services	4,500	4,500	-	0%
Legal Services	5,000	5,000	-	0%
D&O Insurance	2,136	2,109	27	1%
Bank Fees and Other	310	313	(3)	-1%
TOTAL EXPENSES	625,495	634,148	(8,653)	-1%
NET SURPLUS/(DEFICIT)	\$ 811	\$ 852	\$ (41)	-5%

*Includes actuals through March

Note: See handout for monthly breakout

- **Special Improvement District Assessments** – First half payments were received in mid-April.
 - \$322,968 was collected net of collection fees
 - \$297,603 related to past due or 1st half 2022 assessment
 - \$306,388 budgeted to be received for the first half of the year

First Half 2022 - Assessment Collected						
	Past Due	1st Half	2nd Half	Refunds	Insufficient Funds	Total
Total Collected	\$ 22,697	\$ 286,164	\$ 26,190	\$ (55)	\$ -	\$ 334,996
County Collection Fee %	12.91%	2.91%	2.91%	2.91%	12.91%	
County Collection Fee \$	\$ 2,930	\$ 8,327	\$ 762	\$ (2)	\$ -	\$ 12,018
Unidentified Variance						10
Total County Collection Fee						\$ 12,028
Net Collected	\$ 19,766	\$ 277,837	\$ 25,428	\$ (53)	\$ -	\$ 322,968

- **OTR DM Service Contract** - \$8M reduction relates to the shortfall in assessment collected in the first half of the year

OTR District Management Budget

OTR DM Operating Budget

	2022	2022	Variance	
	Projection*	Budget	\$	%
Special Improvement District	\$ 592,000	\$ 600,000	\$ (8,000)	-1%
Community Partner Contributions	30,000	30,000	-	0%
3CDC Contributions	83,381	71,820	11,561	16%
Event Revenues	36,200	36,200	-	0%
Cleaning and Beautification Contracts	18,750	18,750	-	0%
Other Revenue	-	-	-	0%
TOTAL REVENUES	760,331	756,770	3,561	0%
Environment: Clean & Safe	595,389	594,934	455	0%
Environment: Beautification	65,385	63,153	2,232	4%
Environment: GeneroCity 513	24,997	24,996	1	0%
Stakeholder Services	500	500	-	0%
Marketing	175	-	175	0%
Events	44,480	44,480	-	0%
Personnel	25,660	26,442	(782)	-3%
Overhead	3,745	1,664	2,081	125%
TOTAL EXPENSES	760,331	756,169	4,162	1%
NET SURPLUS/(DEFICIT)	\$ -	\$ 601	\$ (601)	-100%

*Includes actuals through March

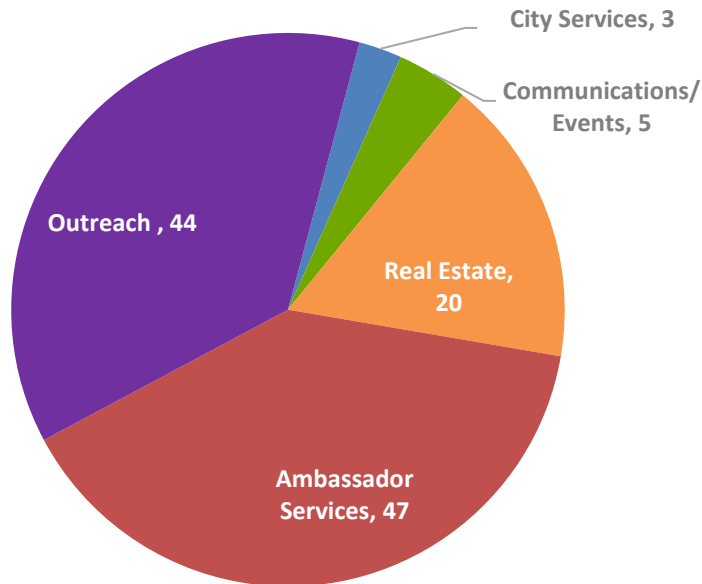
- **Special Improvement District** – Decrease relates to the first half assessment collected being lower than budgeted

Stakeholder Services

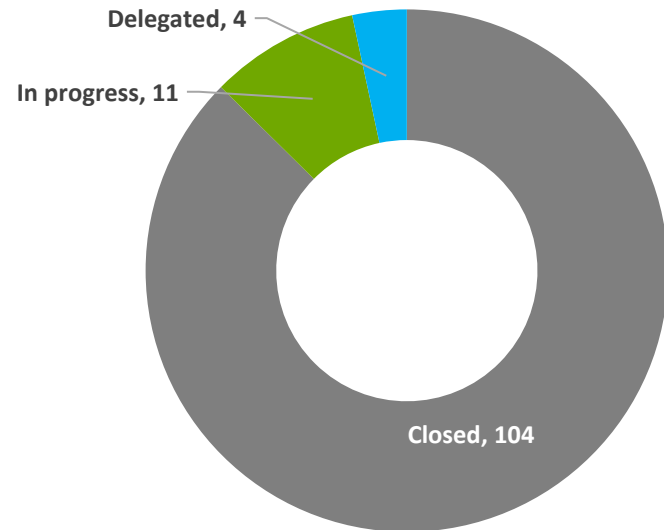
Stakeholder Requests – Q1

Total Requests: **119**

Issues by Category



Status



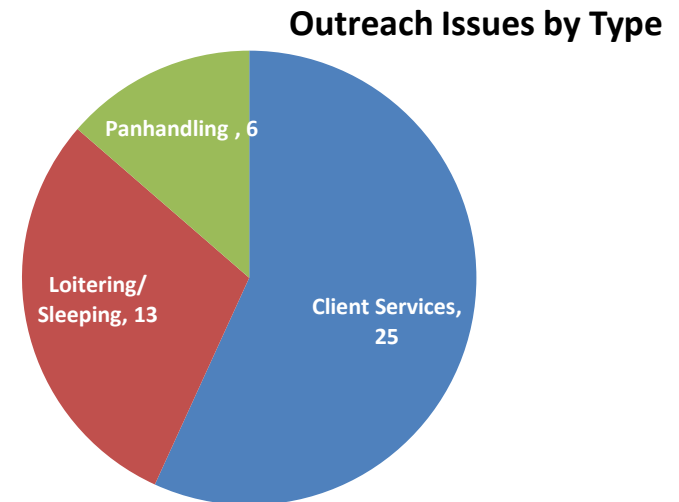
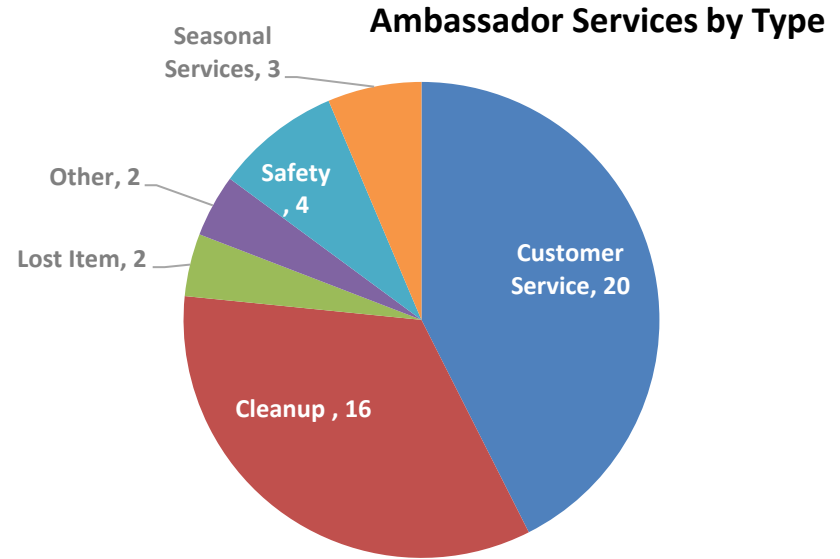
Stakeholder Requests

Areas of concern:

- **Vine Street**
 - Engaging with business owners and staff

- **12th & Main**
 - Planning for the summer influx of crowd

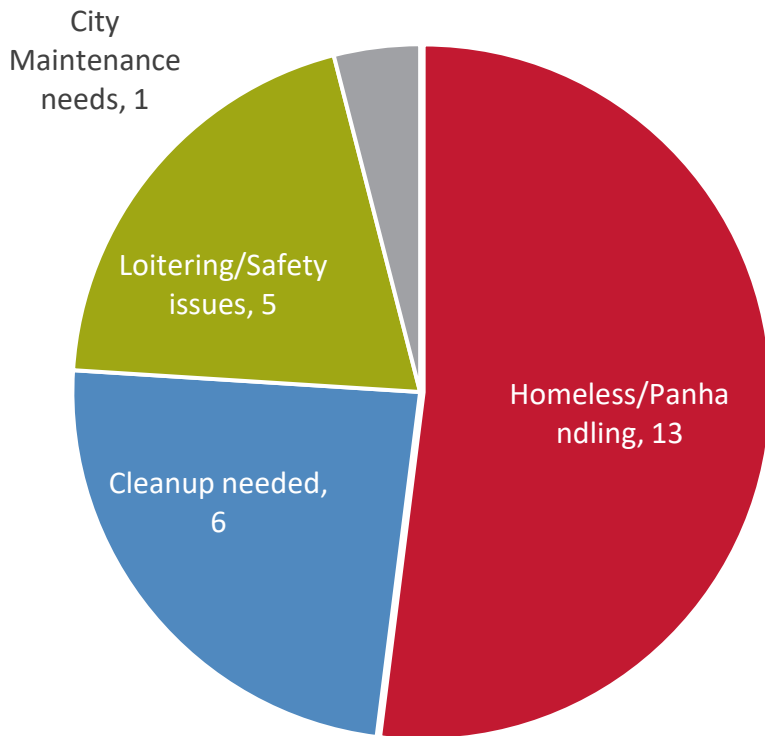
- **Public Spaces and Scooters**
 - Working with CPD, Lime and Bird scooters



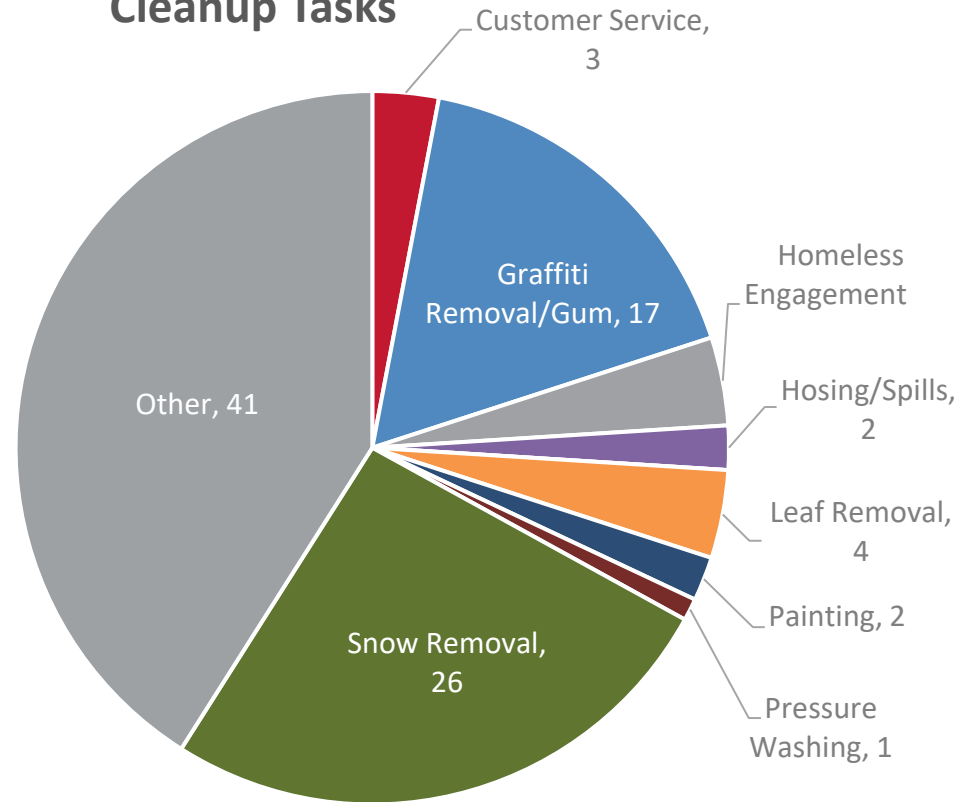
Environment

Ambassador Reporting – 1st Quarter 2022

Business Check Issues


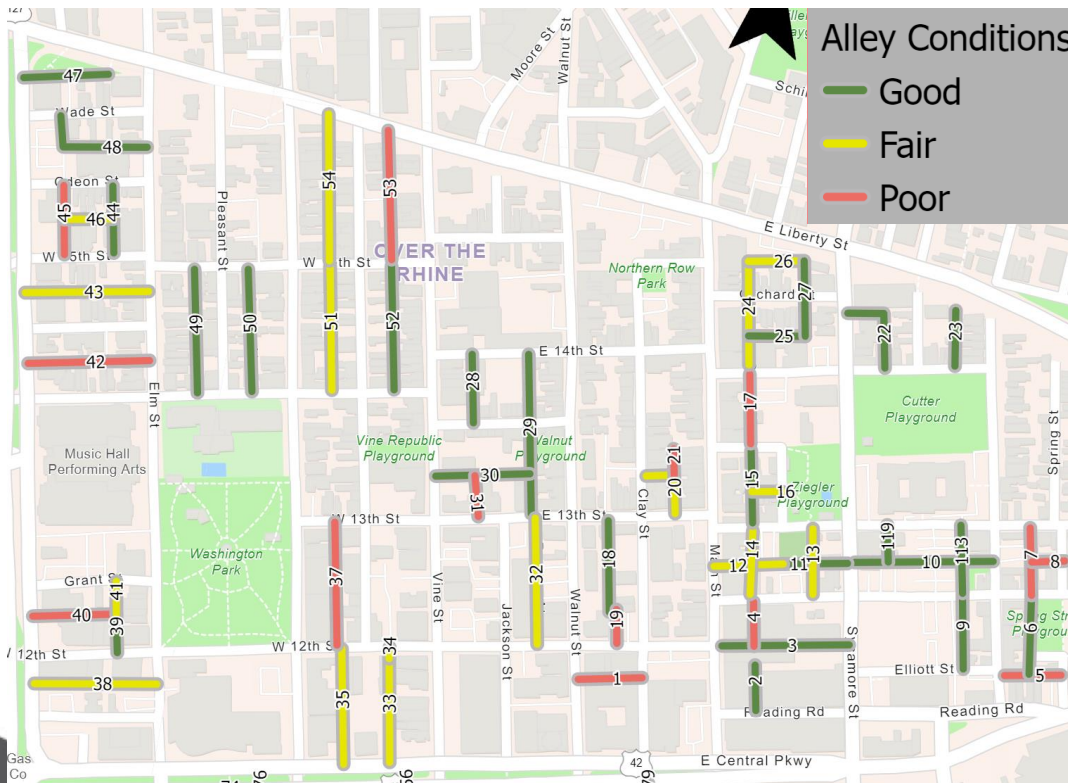


Cleanup Tasks



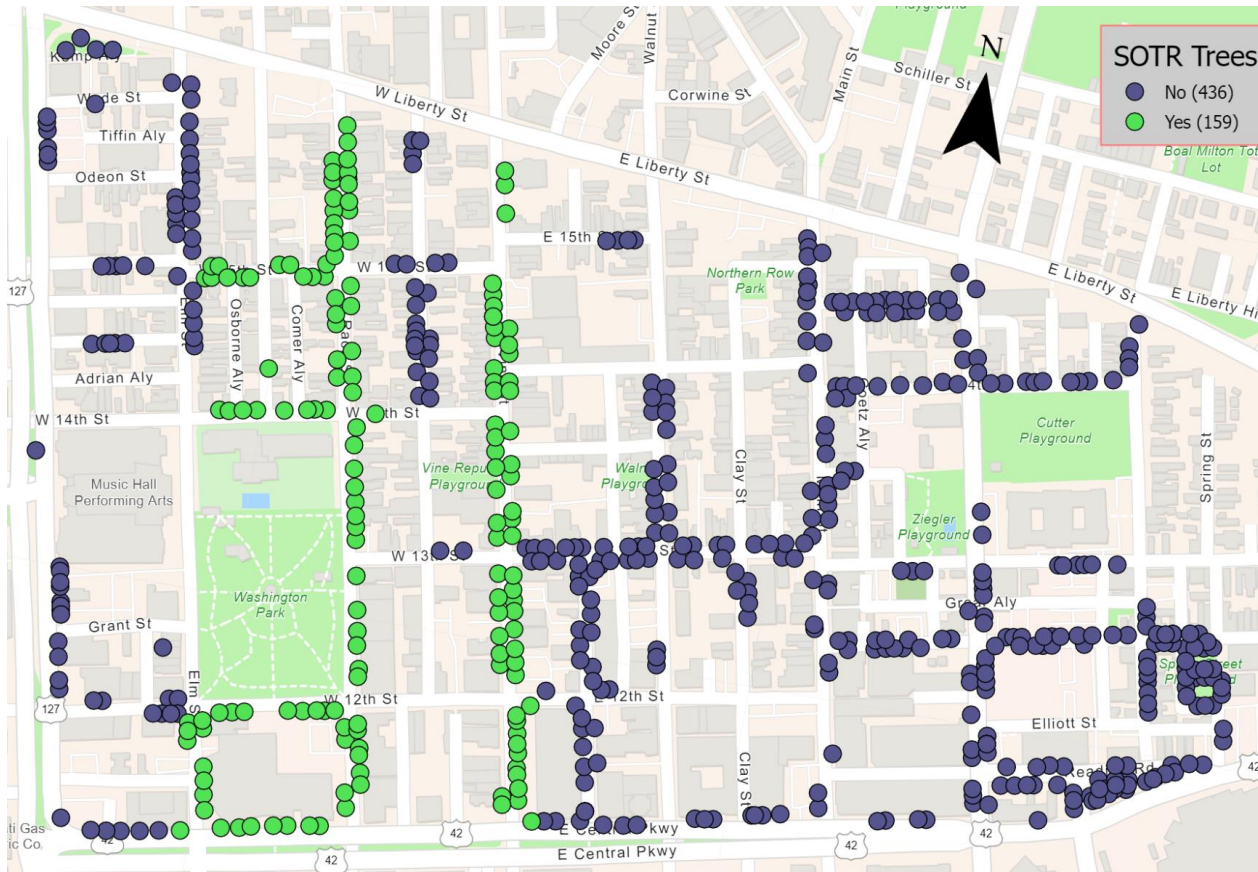
Alleys

- Completing monthly alley inspections starting in April
- Map shows condition of alleys
 - Alleys in Poor condition directed to Projects team for cleanup
 - Submit service requests to City for pavement-related issues




Spring Projects

- Going through each street and performing detailed spring cleaning:
 - Mulching tree wells (map below)
 - Graffiti/sticker removal
 - Touching up paint on poles
 - Pressure washing



Spring Projects

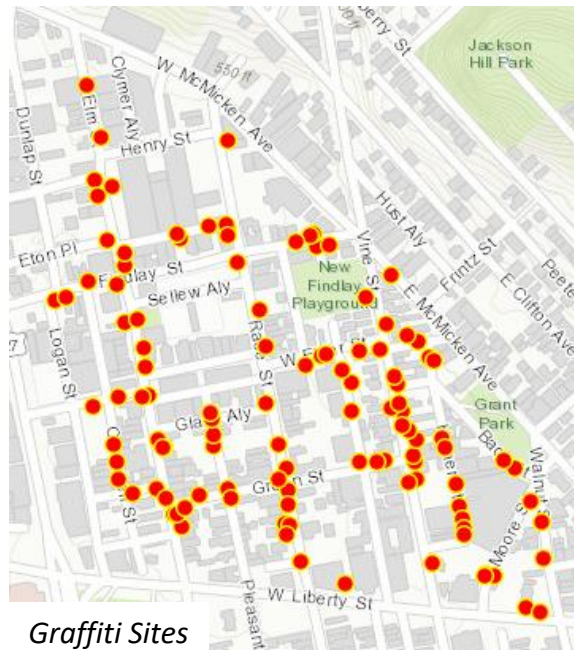


Spring Projects



Volunteer Projects

- N. Liberty Cleanup: Partner with Keep Cincinnati Beautiful (KCB), City and community partners for regular cleanup & graffiti removal in the area between Findlay Market & Grant Park using volunteers and Local Breweries.
 - First Cleanup Date: April 22nd
- Tender Mercies: Community Garden Enhancements. Connected TM with Human Nature to help with design and volunteer group from Sunrise Treatment Center .
- Goose Alley: Painting Project at Liberty and Goose Alley, Convention Center volunteers



Graffiti Sites



Safety Program – Ongoing Challenges

- Active drug sales and other associated activities
 - 13th street corridor, Main Street, Woodward Street
 - 3CDC (with contributions from Urban Sites and Eagle Realty) committed to \$100M to off-duty detail
- Scooters- Meeting with city week of 4/18 to discuss geo-fencing, CPD resources to follow on illegal activity, pedestrian safety, and underage use
- Vehicular break-ins are spiking across the city, especially in OTR
 - Just in Q1, 21 guns have been reported stolen
 - CPD increase in patrols and working with CPD to target scooter use

GeneroCity 513

By Name List – a comprehensive list of every person in a community experiencing homelessness, providing current and detailed information.

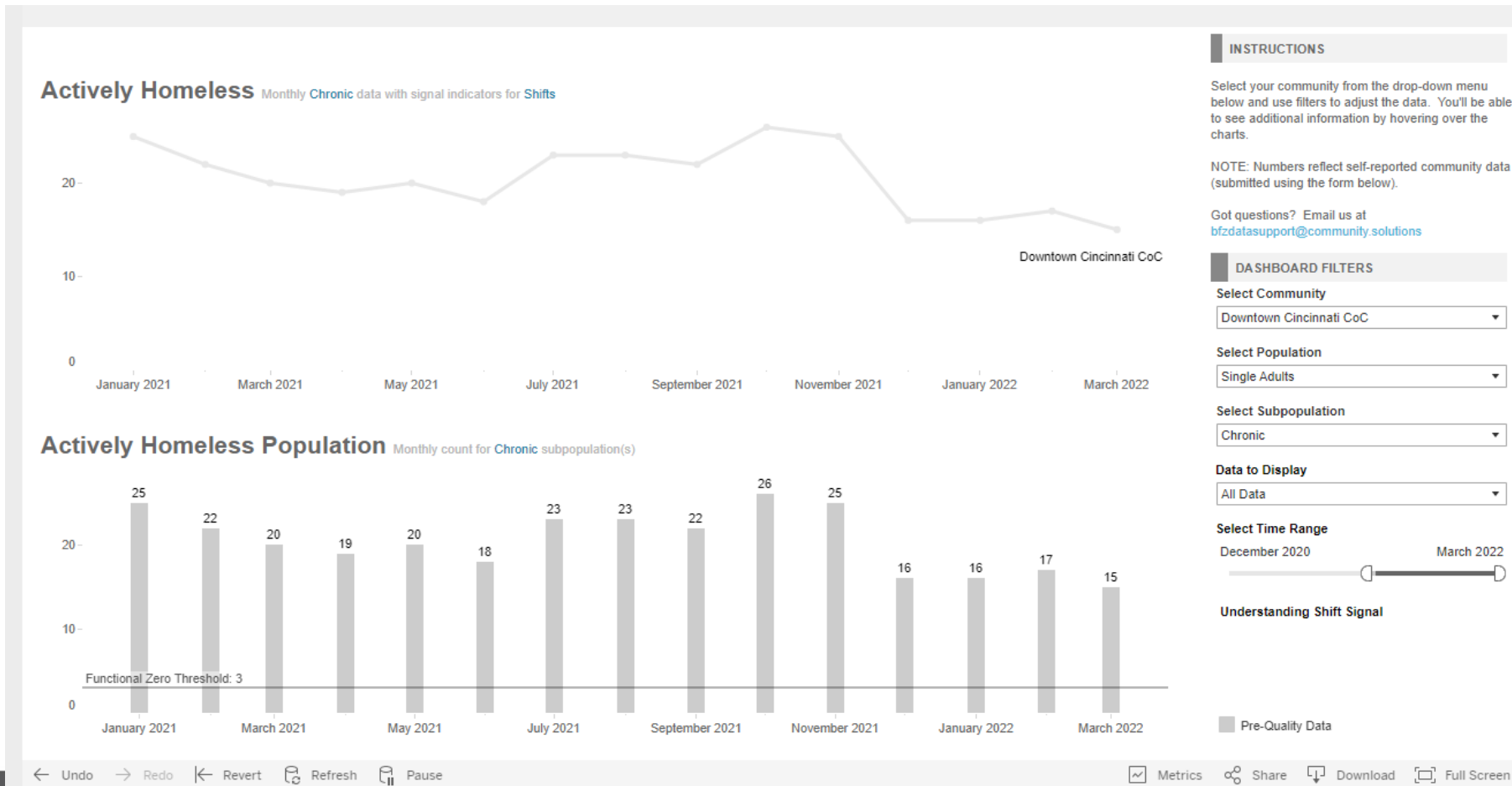
Case Conferencing – a recurring, problem-solving meeting, bringing key participants together to collaborate on ways to remove barriers to help house clients faster.

Household Type	Age	Veteran	Chronically Homeless	Approx. Date Becoming Chronically Homeless	Location	Engagement Date	Exit from General	VI-SPDAT Score	Days from Entry to VI-SPD
Single Adult	55 to 64	No	Yes		On street			14	57
Single Adult	55 to 64	No	Yes		Housed	8/8/2021		5	0
Single Adult	45 to 54	No	Yes		Emergency shelter	1/29/2020		11	345
Single Adult	35 to 44	No	Yes		Housed	1/9/2022		4	
Single Adult	65 or Above	No	Yes		Emergency shelter	9/3/2020		12	7
Single Adult	35 to 44	No	Yes		Emergency shelter	7/8/2020		4	316
Single Adult	55 to 64	No	Yes		On street	4/5/2020		12	659
Single Adult	55 to 64	No	Yes		On street	11/9/2020		12	385
Single Adult	35 to 44	No	Yes		On street	10/14/2021		9	5

Tableau – online data visualization tool to show progress over time

Total homeless as of 3/31/22: 67 (-5 from February)

Total chronic homeless as of 3/31/22: 15 (-2 from February)





THANK YOU



3CDC